



Pearson

MyLab & Mastering |



An online tutorial system that helps students:

Study more efficiently

Improve results

Prepare for exam

Study in an interactive way

Practice for the course

MyLab&Mastering

Course ID

Assignment

Instructor Tools

To register you need:

1. Email address
2. Access code

e.g. XLFGH-LKJHG-XXXXX-HKGKS-AKRJG

To register students need:

1. Email address.
2. Access code
3. **Course ID** e.g. lecturer12345





**How to use
MyLab&Mastering**

Sign in:

<https://www.pearsonmylabandmastering.com/global/>

pearsonmylabandmastering.com/global/

Apps Learning Catalytics MyLab & Mastering... Pearson Education... VitalSource: Sign In ABE - millions of bo... Higher Education... Conference Alerts -... Ksiegarnie akademi...

Pearson | MyLab | Mastering

BROWSE BY DISCIPLINE

Find resources for working and learning online during COVID-19

Improving results

Our goal is to help every student succeed. We're working with educators and institutions to improve results for students everywhere.

Learn more

Educators > Students > Academic Executives >

Sign In

Already registered? Sign in with your Pearson account.

Sign in

Register

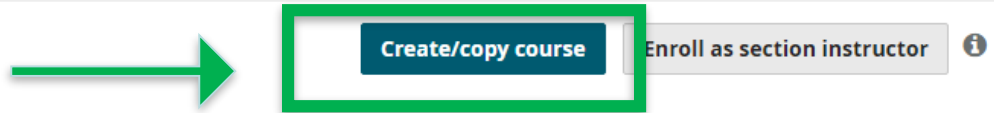
Need access? Start here!

Student

Educator

Create a course

My Courses



Active Inactive

Search all my courses



Add category



pearson60738

Abel, Macroeconomics, 10th Edition


MyLab Economics
Aug 17, 2020 – Mar 31, 2021
Enrolled: 0 ([How students enroll!](#))



pearson45904 **Modified**

Bryant, Computer Systems, 3rd Edition


Mastering Engineering
Jul 30 – Dec 31, 2020
Enrolled: 0 ([How students enroll!](#))



pearson52445 **Modified**

Cell

Mastering Biology
Jul 7 – Sep 30, 2020
Enrolled: 0 ([How students enroll!](#))



pearson67864 **Modified**

Microbiology for Tortora, Microbiology: An Introduction

Mastering Microbiology
Jul 31, 2020 – Jan 31, 2021
Enrolled: 0 ([How students enroll!](#))



Find your coursebook by ISBN

< My Courses < Create a Course

Select Course Materials

Exit


Select discipline

Enter author, title, ISBN, or keyword

All disciplines ▾

9781292294698

Search



Showing 1 - 1 of 1

Sort by: Textbook Title ▾

Select



Principles of Economics, 13th Edition


Textbook: Principles of Economics, Global Edition, 13th Edition
Author(s): Case, Karl E. | Fair, Ray C. | Oster, Sharon
Discipline(s): Economics
Textbook ISBN-13: 9781292294698
Series: **MyLab Economics**
Edition Geography: Global Edition

Course dates

Student-use Course

Use this course type for student enrollment.


* Required

Course Name * 

Course name as shown in syllabus

Description


Enter text that helps you identify this course. Students don't see this.


Course Dates * 

Start date

to

End date



Enrollment Dates * 

Start date

to

End date

Know your course ID

Business and Finance (6)

pearson41291

Touro_David, Strategic Management, Global Edition, 16th


MyLab Management
Jun 16 - Nov 30, 2020
Enrolled: 0 ([How students enroll!](#))



pearson63476

Titman / Keown / Martin, Financial Management: Principl...


MyLab Finance
Mar 23 - Sep 4, 2020
Enrolled: 0 ([How students enroll!](#))



pearson71158

Temur_Titman / Keown / Martin, Financial Management: Principl...

MyLab Finance
May 21 - Nov 30, 2020
Enrolled: 0 ([How students enroll!](#))



pearson97676

Abdurashid_Solomon, Better Business, 5th Edition

MyLab Intro to Business
Jun 25, 2020 - Mar 28, 2021
Enrolled: 0 ([How students enroll!](#))



pearson39007

Robbins Organizational Behavior, 18


pearson63627

TAU_Corporate Finance, 5th Edition

Section instructors

Section instructors: Section instructors enroll with a Section Instructor access code at the [Pearson MyLab and Mastering site](#).

Section instructors are automatically granted almost all course privileges, so you may want to adjust these.)

 See [Section Instructor help](#) for details.

* **Section instructor access code**

* **Course ID**



e.g. lecturer12345

Hi, Pearson Pearson ▾ Sign Out  Help

My Courses

Active Inactive

Search all my courses 

Add category  

pearson60738

Abel. Macroeconomics

pearson45904

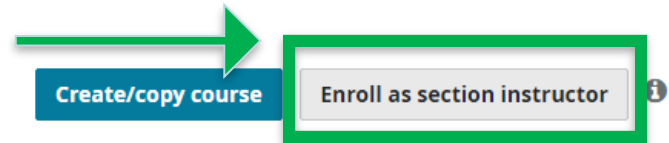
Bryant. Computer

pearson52445

Cell

pearson67864

Microbiology for





Assignments

Assignments: Homework, Quizz, Test

The image shows a laptop screen displaying a MyStatLab homework assignment. The browser address bar shows the URL: <https://www.mathxl.com/Student/PlayerHomework.aspx?homeworkId=455862630&questionId=1&flushed=false&cid=4552870¢erw...>. The page title is "Homework: Homework 2". The user's name is "Harris Martinson" and the date is "9/29/17 4:06 PM".

The assignment details are as follows:

- Score: 0 of 1 pt
- 1 of 4 (0 complete)
- HW Score: 0%, 0 of 4 pts
- Section: 4.1.30
- Question: 4.1.30

The question text reads: "Here are several scatterplots. The calculated correlations are 0.736, -0.021, -0.923, and 0.951. Which is which? Match each scatterplot with its calculated correlation." Below the text are four checkboxes labeled (a), (b), (c), and (d).

Four scatterplots are shown, labeled (a) through (d):

- (a) A scatterplot showing a weak positive correlation.
- (b) A scatterplot showing a strong negative correlation.
- (c) A scatterplot showing a strong positive correlation.
- (d) A scatterplot showing a weak negative correlation.

At the bottom of the screen, there is a "Check Answer" button and a "Clear All" button. The "Incorrect: 0" status is also visible.

Assignments



Abel, Macroeconomics, 10th Edition

Hi, Pearson

Sign Out



MyLab Economics

Course Home

Manage Vi

- My Courses
- Manage Course
- Course Home
- Pearson eText
- Assignments
- Results
- News
- Study Plan
- Multimedia Library
- Chapter Resources
- Communication Tools
- Accessible Resources
- Instructor Tools

Instructor Home

[View Student Home](#)

Welcome!

Standard Course

Current Course Time: 08/18/2020 1:49am
(UTC-05:00) Eastern Time (US & Canada)

• [Manage your assignments](#)

• [Manage announcements and student homepage](#)

Gradebook

There are no grades yet.

Student Name



[Manage gradebook](#)

[Change weights](#)

[Set scoring options](#)

Assignments

There are no assignments yet.

[Create assignments](#)

[Import/copy from another course](#)

[Add offline item](#)

Enrich your course


Find ways to enrich your course with interactive aids and learning tools.

[Gradebook and assignment enhancements](#)

Assignments

These are assigned by you.

Students can open hints to help you answer the question.



Part A

If the reaction rate doubles when the temperature is increased to 35°C, what is the activation energy for this reaction in kJ/mol?

Express the activation energy in kilojoules per mole to two significant figures.

kJ/mol

Submit

[My Answers](#) [Give Up](#)

Incorrect; Try Again; 5 attempts remaining

Check that you have used a value of R and any conversion factors that cancel out undesired units so that the answer is in kJ/mol.

You may need to review [Dimensional Analysis](#).



Hint 1. How to approach the problem

First, identify how the rate of reaction can be expressed in terms of the disappearance of reactant **A**. To do this, you can use the interactive activity. Click on the "Disappearance of reactants" button to see how the rate of reaction can be expressed in terms of the disappearance of reactant **A** for the given reaction.

Now, determine the change in the concentration of reactant **A** ($\Delta[\text{A}]$) during the given time interval t where $t = 0$ to 20 s by using the values of $[\text{A}]$ given in the table. If $[\text{A}]_{20}$ is the concentration of reactant **A** at $t = 20$ s, and $[\text{A}]_0$ is the concentration of the reactant **A** at $t = 0$ s, then the change in concentration of reactant **A** is

$$\Delta[\text{A}] = [\text{A}]_{20} - [\text{A}]_0$$

Once you know $\Delta[\text{A}]$, t , and the expression for the rate of reaction in terms of **A**, you can calculate the rate of reaction.

Students get feedback specific to the mistake they make so they can get it right next time

1. What will happen when we place a copper wire into an AgNO_3 solution?

- (a) The copper wire will be oxidized by the silver ions.
- (b) The copper wire will be reduced by the silver ions.
- (c) No reaction will occur.

Close

00:17 / 03

Videos and interactive simulations will help students understand key concepts and assess their understanding

Chemistry Simulations : Electrolysis

Overview Learning Outcomes Experiment Demonstration Step 5

⊕ Copper (Cu) ⊖ Copper (Cu)

Before you run the experiment, let's make some predictions about what will happen.

1. Predict: The mass of the Anode will _____.

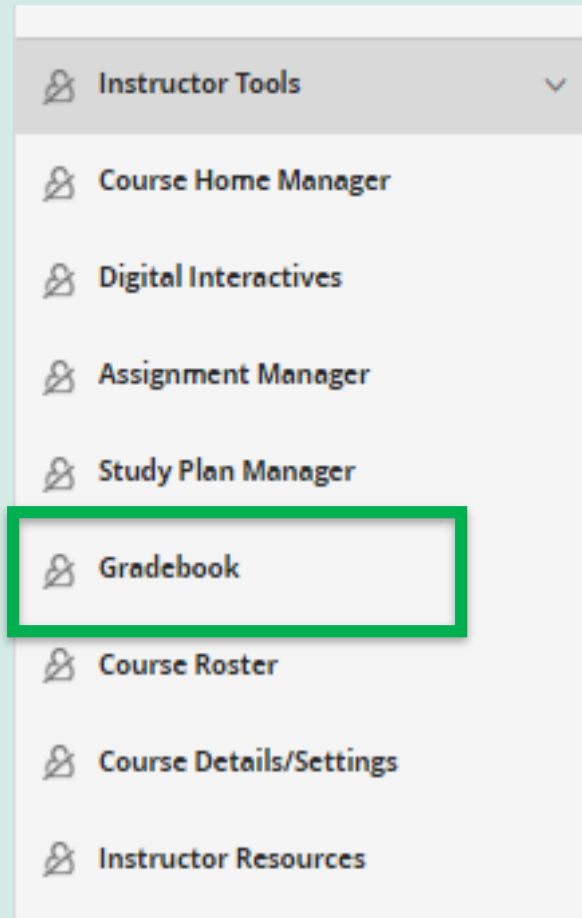
- increase
- decrease
- stay the same

Macroscopic View $\text{Cu}(\text{NO}_3)_2$ (aq) Standard Reduction Potentials (E^\ominus)



Instructor tools

Instructor Tool



Gradebook

As an instructor, you would want to use the gradebook to:

- Access student results for a course or section
- Export grades and grade data into a spreadsheet
- Manage incomplete assignments, assignment weights, and other gradebook settings
- Understand how students are performing on specific assignment questions
- Conduct item analysis to understand more about each question in your assignments

MyLab

Launched
in 2001

50M+
student
users



8,370+
campuses



2018 to date:
2.5M hours of
student homework

Enabled just-in-time help for students learning math through problem-solving homework - now a fully personalized teaching and learning experience.

Available in Math, Business, professional training, and more.

Contact our helpdesk

Go to:

support.pearson.com/getsupport

Search for your answer or contact us.

We now offer support in 11 languages!



Start a Live Chat



Send Us a Message



Give Us a Call

Help



Abel, Macroeconomics, 10th Edition

Hi, Pearson ▾

Sign Out



Help

MyLab Economics

My Courses

Manage Course >

Course Home >

Pearson eText

Assignments >

Results

News >

Study Plan

Multimedia Library

Chapter Resources >

Communication Tools >

Accessible Resources

Course Home

Manage View ▾

Abel, Macroeconomics, 10th Edition [0] ▾

Help

Instructor Home

[View Student Home](#)

Welcome Back!

Standard Course

Current Course Time: 08/18/2020 2:29am
(UTC-05:00) Eastern Time (US & Canada)

- Continue working on [Create/edit assignment](#)
- [Manage announcements and student homepage](#)

Gradebook

Student Name

There are no grades yet.

[Manage gradebook >](#)

[Change weights >](#)

[Set scoring options >](#)

Assignments

ALWAYS LEARNING